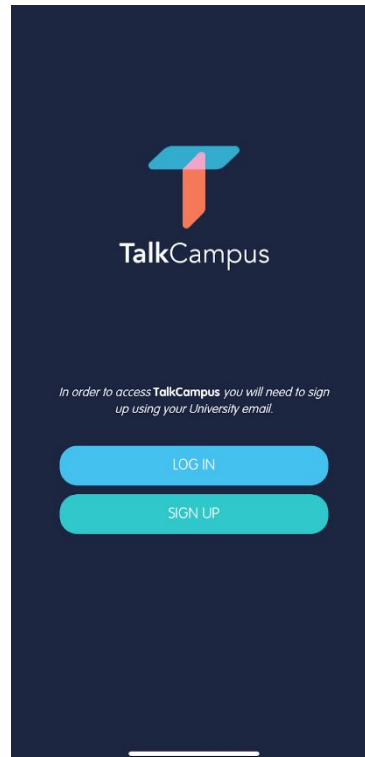


## How to download & use TalkCampus

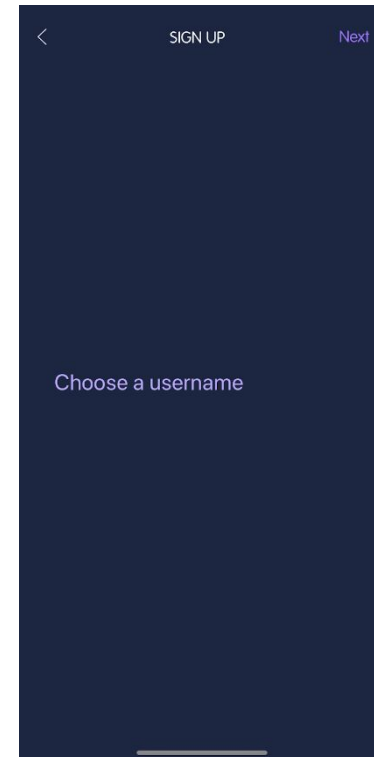
1. Download the mobile app on Google Play or the App Store by clicking one of the links below.



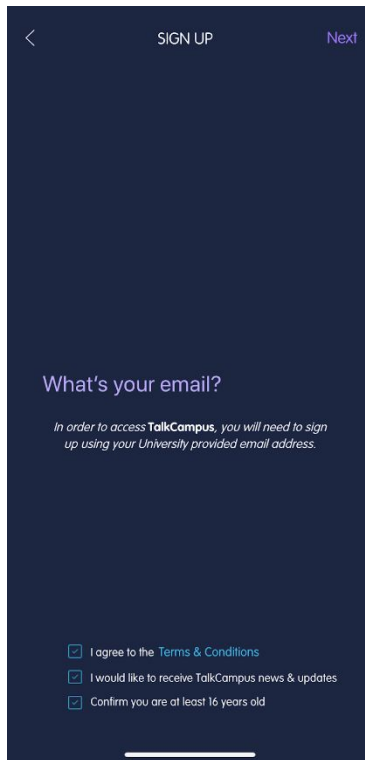
2. Click on the sign up button on the home page of the app.



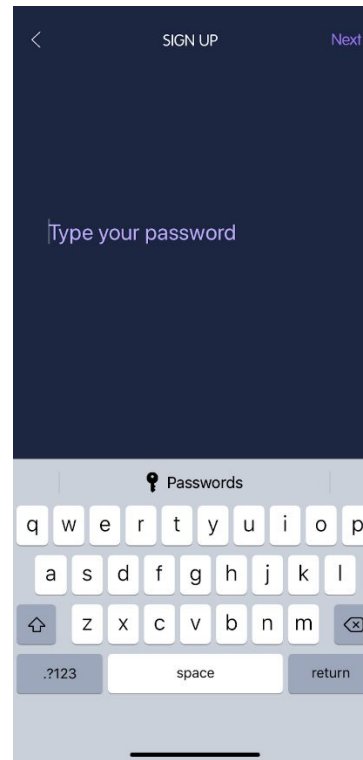
3. Choose a username. This can be anything you want!



4. Enter your university provided email address. You will also need to agree to our Terms & Conditions and confirm you are at least 16 years old.



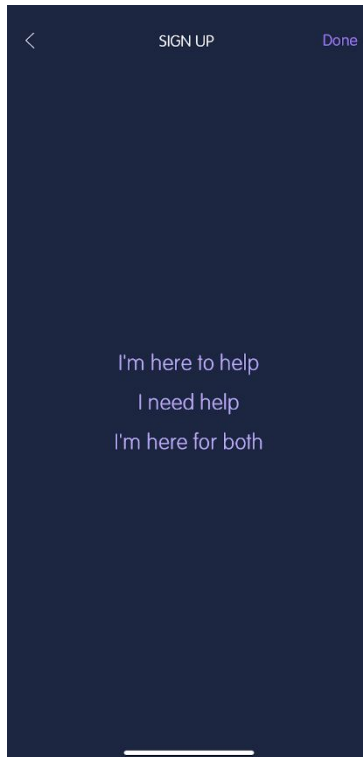
5. Choose a password.



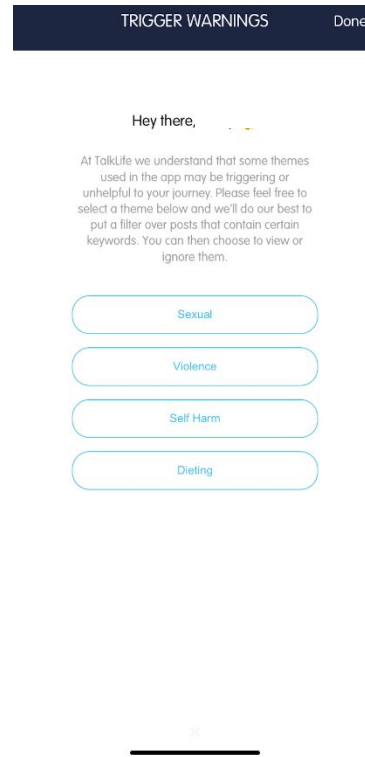
6. Enter your date of birth.



7. Choose whether you're here to help, need help or here for both, and click 'Done'.



8. Trigger warnings can be selected which will put a filter over posts that contain certain keywords. Click 'Done' to finish the registration process.



You won't be able to post, comment or react to posts until you've confirmed your registration by clicking on the link sent to you via email.

But once you've done that, you'll be all set up & ready to get involved in the TalkCampus community!